

STATE OF WEST VIRGINIA  
DEPARTMENT OF ENVIRONMENTAL PROTECTION  
REPORT FOR WASTE DISPOSAL WELLS


DATE: SEPTEMBER 11, 2012  
WELL NO. PEROT LOT 1 #2  
API PERMIT NO. 47-087-1106

OPERATOR NAME: C. I. McKOWN & SON, INC. MONTH: AUGUST, 2012

\*\*\*\*\*MAXIMUM PERMITTED INJECTION PRESSURE 688 PSIG.\*\*\*\*\*

DAY	OPERATING HOURS	ANNULUS PRESSURES		MAXIMUM DAILY INJECTION PRESSURE	SHUT IN PRESSURE	VOLUME IN BBLS AND/OR MCF.		RATE IN GALLONS PER MINUTE	
		TUBING	OTHER			DAILY	ACCUMULATED	AVERAGE	MAXIMUM
1	24	0	0	680		7	7	.20	.20
2	24	0	0	680		7	14	.20	.20
3	24	0	0	680		7	21	.20	.20
4	24	0	0	680		7	28	.20	.20
5	24	0	0	680		7	35	.20	.20
6	24	0	0	680		7	42	.20	.20
7	24	0	0	680		7	49	.20	.20
8	24	0	0	680		7	56	.20	.20
9	24	0	0	680		7	63	.20	.20
10	24	0	0	680		7	70	.20	.20
11	24	0	0	680		7	77	.20	.20
12	24	0	0	680		7	84	.20	.20
13	24	0	0	680		7	91	.20	.20
14	24	0	0	680		7	98	.20	.20
15	24	0	0	680		7	105	.20	.20
16	24	0	0	680		7	112	.20	.20
17	24	0	0	680		7	119	.20	.20
18	24	0	0	680		7	126	.20	.20
19	24	0	0	680		7	133	.20	.20
20	24	0	0	680		7	140	.20	.20
21	24	0	0	680		7	147	.20	.20
22	24	0	0	680		7	154	.20	.20
23	24	0	0	680		7	161	.20	.20
24	24	0	0	680		7	168	.20	.20
25	24	0	0	680		7	175	.20	.20
26	24	0	0	680		8	183	.23	.23
27	24	0	0	680		8	191	.23	.23
28	24	0	0	680		8	199	.23	.23
29	24	0	0	680		8	207	.23	.23
30	24	0	0	680		8	215	.23	.23
31	24	0	0	680		8	223	.23	.23
TOTALS	744								

I HEREBY CERTIFY THAT THE INFORMATION ON THIS REPORT IS TRUE AND CORRECT.  
TO THE BEST OF MY KNOWLEDGE AND BELIEF, TOTAL TO DATE IS 365,990

BY:   
TITLE: PRESIDENT

RECEIVED  
Office of Oil and Gas

SEP 13 2012

WV Department of  
Environmental Protection

WR-40

Office of Oil & Gas

AUG 16 2012

STATE OF WEST VIRGINIA  
DEPARTMENT OF ENVIRONMENTAL PROTECTION  
REPORT FOR WASTE DISPOSAL WELLS

DATE: AUGUST 3, 2013  
WELL NO. PEROT LOT 1 #2  
API PERMIT NO. 47-087-1106

WV Department of Environmental Protection


OPERATOR: Environmental Protection SON, INC.

MONTH: JULY 2012

\*\*\*\*\*MAXIMUM PERMITTED INJECTION PRESSURE 688 PSIG\*\*\*\*\*

DAY	OPERATING HOURS	ANNULUS PRESSURES		MAXIMUM DAILY INJECTION PRESSURE	SHUT IN PRESSURE	VOLUME IN BBLs AND/OR MCF.		RATE IN GALLONS PER MINUTE	
		TUBING	OTHER			DAILY	ACCUMULATED	AVERAGE	MAXIMUM
1	24	0	0	680		4	4	.12	.12
2	24	0	0	680		4	8	.12	.12
3	24	0	0	680		4	12	.12	.12
4	24	0	0	680		4	16	.12	.12
5	24	0	0	680		4	20	.12	.12
6	24	0	0	680		4	24	.12	.12
7	24	0	0	680		4	28	.12	.12
8	24	0	0	680		4	32	.12	.12
9	24	0	0	680		4	36	.12	.12
10	24	0	0	680		4	40	.12	.12
11	24	0	0	680		4	44	.12	.12
12	24	0	0	680		4	48	.12	.12
13	24	0	0	680		4	52	.12	.12
14	24	0	0	680		4	56	.12	.12
15	24	0	0	680		4	60	.12	.12
16	24	0	0	680		4	64	.12	.12
17	24	0	0	680		4	68	.12	.12
18	24	0	0	680		4	72	.12	.12
19	24	0	0	680		4	76	.12	.12
20	24	0	0	680		4	80	.12	.12
21	24	0	0	680		4	84	.12	.12
22	24	0	0	680		4	88	.12	.12
23	24	0	0	680		4	92	.12	.12
24	24	0	0	680		5	97	.15	.15
25	24	0	0	680		5	102	.15	.15
26	24	0	0	680		5	107	.15	.15
27	24	0	0	680		5	112	.15	.15
28	24	0	0	680		5	117	.15	.15
29	24	0	0	680		5	122	.15	.15
30	24	0	0	680		5	127	.15	.15
31	24	0	0	680		5	132	.15	.15
TOTALS	744						132		

I HEREBY CERTIFY THAT THE INFORMATION ON THIS REPORT IS TRUE AND CORRECT.  
TO THE BEST OF MY KNOWLEDGE AND BELIEF, TOTAL TO DATE IS 365,767

BY:   
TITLE: PRESIDENT

STATE OF WEST VIRGINIA  
DEPARTMENT OF ENVIRONMENTAL PROTECTION  
REPORT FOR WASTE DISPOSAL WELLS

DATE: JULY 11, 2012  
WELL NO. PEROT 1 LOT #2  
API PERMIT NO. 47-087-1106


OPERATOR NAME: C. I. McKOWN & SON, INC. MONTH: JUNE, 2012

\*\*\*\*\*MAXIMUM PERMITTED INJECTION PRESSURE 688 PSIG.\*\*\*\*\*

DAY	OPERATING HOURS	ANNULUS PRESSURES		MAXIMUM DAILY INJECTION PRESSURE	SHUT IN PRESSURE	VOLUME IN BBLs AND/OR MCF.		RATE IN GALLONS PER MINUTE	
		TUBING	OTHER			DAILY	ACCUMULATED	AVERAGE	MAXIMUM
1	24	0	0	680		2	2	.06	.06
2	24	0	0	680		2	4	.06	.06
3	24	0	0	680		2	6	.06	.06
4	24	0	0	680		2	8	.06	.06
5	24	0	0	680		2	10	.06	.06
6	24	0	0	680		2	12	.06	.06
7	24	0	0	680		2	14	.06	.06
8	24	0	0	680		2	16	.06	.06
9	24	0	0	680		2	18	.06	.06
10	24	0	0	680		2	20	.06	.06
11	24	0	0	680		2	22	.06	.06
12	24	0	0	680		2	24	.06	.06
13	24	0	0	680		2	26	.06	.06
14	24	0	0	680		2	28	.06	.06
15	24	0	0	680		2	30	.06	.06
16	24	0	0	680		2	32	.06	.06
17	24	0	0	680		2	34	.06	.06
18	24	0	0	680		2	36	.06	.06
19	24	0	0	680		2	38	.06	.06
20	24	0	0	680		3	41	.09	.09
21	24	0	0	680		3	44	.09	.09
22	24	0	0	680		3	47	.09	.09
23	24	0	0	680		3	50	.09	.09
24	24	0	0	680		3	53	.09	.09
25	24	0	0	680		3	56	.09	.09
26	24	0	0	680		3	59	.09	.09
27	24	0	0	680		3	62	.09	.09
28	24	0	0	680		3	65	.09	.09
29	24	0	0	680		3	68	.09	.09
TOTALS	696								

RECEIVED  
Office of Oil & Gas  
JUL 16 2012  
WV Department of  
Environmental Protection

I HEREBY CERTIFY THAT THE INFORMATION ON THIS REPORT IS TRUE AND CORRECT.  
TO THE BEST OF MY KNOWLEDGE AND BELIEF, TOTAL TO DATE IS 365,635

BY:   
TITLE: PRESIDENT

STATE OF WEST VIRGINIA  
DEPARTMENT OF ENVIRONMENTAL PROTECTION  
REPORT FOR WASTE DISPOSAL WELLS

DATE: JUNE 4, 2012  
WELL NO. PEROT #2  
API PERMIT NO. 47-087-1106

OPERATOR NAME: C.I. McKOWN & SON, INC.

MONTH: MAY, 2012

\*\*\*\*\*MAXIMUM PERMITTED INJECTION PRESSURE 688 PSIG.\*\*\*\*\*

RECEIVED  
 DEPARTMENT OF ENVIRONMENTAL PROTECTION  
 JUN 06 2012  
 10:00 AM

DAY	OPERATING HOURS	ANNULUS PRESSURES		MAXIMUM DAILY INJECTION PRESSURE	SHUT IN PRESSURE	VOLUME IN BBLs AND/OR MCF.		RATE IN GALLONS PER MINUTE	
		TUBING	OTHER			DAILY	ACCUMULATED	AVERAGE	MAXIMUM
1	24	0	0	680		8	8	.23	.23
2	24	0	0	680		8	16	.23	.23
3	24	0	0	680		8	24	.23	.23
4	24	0	0	680		8	32	.23	.23
5	24	0	0	680		8	40	.23	.23
6	24	0	0	680		8	48	.23	.23
7	24	0	0	680		8	56	.23	.23
8	24	0	0	680		8	64	.23	.23
9	24	0	0	680		8	72	.23	.23
10	24	0	0	680		8	80	.23	.23
11	24	0	0	680		8	88	.23	.23
12	24	0	0	680		8	96	.23	.23
13	24	0	0	680		8	104	.23	.23
14	24	0	0	680		8	112	.23	.23
15	24	0	0	680		8	120	.23	.23
16	24	0	0	680		8	128	.23	.23
17	24	0	0	680		8	136	.23	.23
18	24	0	0	680		8	144	.23	.23
19	24	0	0	680		8	152	.23	.23
20	24	0	0	680		8	160	.23	.23
21	24	0	0	680		8	168	.23	.23
22	24	0	0	680		8	176	.23	.23
23	24	0	0	680		8	184	.23	.23
24	24	0	0	680		8	192	.23	.23
25	24	0	0	680		9	201	.26	.26
26	24	0	0	680		9	210	.26	.26
27	24	0	0	680		9	219	.26	.26
28	24	0	0	680		9	228	.26	.26
29	24	0	0	680		9	237	.26	.26
30	24	0	0	680		9	246	.26	.26
31	24	0	0	680		9	255	.26	.26
<b>TOTALS</b>	744						255		

I HEREBY CERTIFY THAT THE INFORMATION ON THIS REPORT IS TRUE AND CORRECT.  
TO THE BEST OF MY KNOWLEDGE AND BELIEF, TOTAL TO DATE IS 365,567.

BY:   
TITLE: PRESIDENT

STATE OF WEST VIRGINIA  
 DEPARTMENT OF ENVIRONMENTAL PROTECTION  
 REPORT FOR WASTE DISPOSAL WELLS

DATE: MAY 8, 2012  
 WELL NO. PEROT 1 LOT #2  
 API PERMIT NO. 47-087-1106

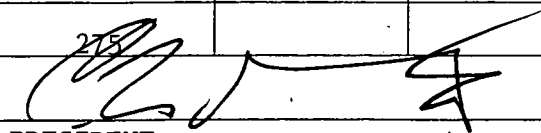
OPERATOR NAME: C. I. McKOWN & SON, INC.

MONTH: APRIL, 2012

\*\*\*\*\*MAXIMUM PERMITTED INJECTION PRESSURE 688 PSIG.\*\*\*\*\*

DAY	OPERATING HOURS	ANNULUS PRESSURES		MAXIMUM DAILY INJECTION PRESSURE	SHUT IN PRESSURE	VOLUME IN BBLs AND/OR MCF.		RATE IN GALLONS PER MINUTE	
		TUBING	OTHER			DAILY	ACCUMULATED	AVERAGE	MAXIMUM
1	24	0	0	680		9	9	.26	.26
2	24	0	0	680		9	18	.26	.26
3	24	0	0	680		9	27	.26	.26
4	24	0	0	680		9	36	.26	.26
5	24	0	0	680		9	45	.26	.26
6	24	0	0	680		9	54	.26	.26
7	24	0	0	680		9	63	.26	.26
8	24	0	0	680		9	72	.26	.26
9	24	0	0	680		9	81	.26	.26
10	24	0	0	680		9	90	.26	.26
11	24	0	0	680		9	99	.26	.26
12	24	0	0	680		9	108	.26	.26
13	24	0	0	680		9	117	.26	.26
14	24	0	0	680		9	126	.26	.26
15	24	0	0	680		9	135	.26	.26
16	24	0	0	680		9	144	.26	.26
17	24	0	0	680		9	153	.26	.26
18	24	0	0	680		9	162	.26	.26
19	24	0	0	680		9	171	.26	.26
20	24	0	0	680		9	180	.26	.26
21	24	0	0	680		9	189	.26	.26
22	24	0	0	680		9	198	.26	.26
23	24	0	0	680		9	207	.26	.26
24	24	0	0	680		9	216	.26	.26
25	24	0	0	680		9	225	.26	.26
26	24	0	0	680		10	235	.29	.29
27	24	0	0	680		10	245	.29	.29
28	24	0	0	680		10	255	.29	.29
29	24	0	0	680		10	265	.29	.29
30	24	0	0	680		10	275	.29	.29
<b>TOTALS</b>	720						275		

I HEREBY CERTIFY THAT THE INFORMATION ON THIS REPORT IS TRUE AND CORRECT.  
 TO THE BEST OF MY KNOWLEDGE AND BELIEF, TOTAL TO DATE IS 365,312

BY:   
 TITLE: PRESIDENT

STATE OF WEST VIRGINIA  
DEPARTMENT OF ENVIRONMENTAL PROTECTION  
REPORT FOR WASTE DISPOSAL WELLS

DATE: APRIL 23, 2012  
WELL NO. PEROT 1 WELL #2  
API PERMIT NO. 47-087-1106


OPERATOR NAME: C. I. McKOWN & SON, INC. MONTH: MARCH 2012

\*\*\*\*\*MAXIMUM PERMITTED INJECTION PRESSURE 688 PSIG.\*\*\*\*\*

DAY	OPERATING HOURS	ANNULUS PRESSURES		MAXIMUM DAILY INJECTION PRESSURE	SHUT IN PRESSURE	VOLUME IN BBLs AND/OR MCF.		RATE IN GALLONS PER MINUTE	
		TUBING	OTHER			DAILY	ACCUMULATED	AVERAGE	MAXIMUM
1	24	0	0	680		8	8	.23	.23
2	24	0	0	680		8	16	.23	.23
3	24	0	0	680		8	24	.23	.23
4	24	0	0	680		8	32	.23	.23
5	24	0	0	680		8	40	.23	.23
6	24	0	0	680		8	48	.23	.23
7	24	0	0	680		8	56	.23	.23
8	24	0	0	680		8	64	.23	.23
9	24	0	0	680		9	73	.26	.26
10	24	0	0	680		9	82	.26	.26
11	24	0	0	680		9	91	.26	.26
12	24	0	0	680		9	100	.26	.26
13	24	0	0	680		9	109	.26	.26
14	24	0	0	680		9	118	.26	.26
15	24	0	0	680		9	127	.26	.26
16	24	0	0	680		9	134	.26	.26
17	24	0	0	680		9	145	.26	.26
18	24	0	0	680		9	154	.26	.26
19	24	0	0	680		9	163	.26	.26
20	24	0	0	680		9	172	.26	.26
21	24	0	0	680		9	181	.26	.26
22	24	0	0	680		9	190	.26	.26
23	24	0	0	680		9	199	.26	.26
24	24	0	0	680		9	208	.26	.26
25	24	0	0	680		9	217	.26	.26
26	24	0	0	680		9	226	.26	.26
27	24	0	0	680		9	235	.26	.26
28	24	0	0	680		9	244	.26	.26
29	24	0	0	680		9	253	.26	.26
30	24	0	0	680		9	262	.26	.26
31	24	0	0	680		9	271	.26	.26
<b>TOTALS</b>	744						271		

RECEIVED  
Office of Oil & Gas  
APR 25 2012  
WV Department of  
Environmental Protection

I HEREBY CERTIFY THAT THE INFORMATION ON THIS REPORT IS TRUE AND CORRECT.  
TO THE BEST OF MY KNOWLEDGE & BELIEF, TOTAL TO DATE IS 365,037

BY:   
TITLE: PRESIDENT

STATE OF WEST VIRGINIA  
 DEPARTMENT OF ENVIRONMENTAL PROTECTION  
 REPORT FOR WASTE DISPOSAL WELLS


DATE: MARCH 9, 2012  
 WELL NO. PEROT 1 WELL 2  
 API PERMIT NO. 47-087-1106

OPERATOR NAME: C. I. McKOWN & SON, INC. MONTH: FEBRUARY, 2012

\*\*\*\*\*MAXIMUM PERMITTED INJECTION PRESSURE 688 PSIG.\*\*\*\*\*

DAY	OPERATING HOURS	ANNULUS PRESSURES		MAXIMUM DAILY INJECTION PRESSURE	SHUT IN PRESSURE	VOLUME IN BBLs AND/OR MCF.		RATE IN GALLONS PER MINUTE	
		TUBING	OTHER			DAILY	ACCUMULATED	AVERAGE	MAXIMUM
1	24	0	0	680		5	5	.14	.14
2	24	0	0	680		5	10	.14	.14
3	24	0	0	680		5	15	.14	.14
4	24	0	0	680		6	21	.17	.17
5	24	0	0	680		6	27	.17	.17
6	24	0	0	680		6	33	.17	.17
7	24	0	0	680		6	39	.17	.17
8	24	0	0	680		6	45	.17	.17
9	24	0	0	680		6	51	.17	.17
10	24	0	0	680		6	57	.17	.17
11	24	0	0	680		6	63	.17	.17
12	24	0	0	680		6	69	.17	.17
13	24	0	0	680		6	75	.17	.17
14	24	0	0	680		6	81	.17	.17
15	24	0	0	680		6	87	.17	.17
16	24	0	0	680		6	93	.17	.17
17	24	0	0	680		6	99	.17	.17
18	24	0	0	680		6	105	.17	.17
19	24	0	0	680		6	111	.17	.17
20	24	0	0	680		6	117	.17	.17
21	24	0	0	680		6	123	.17	.17
22	24	0	0	680		6	129	.17	.17
23	24	0	0	680		6	135	.17	.17
24	24	0	0	680		6	141	.17	.17
25	24	0	0	680		6	147	.17	.17
26	24	0	0	680		6	153	.17	.17
27	24	0	0	680		6	159	.17	.17
28	24	0	0	680		6	165	.17	.17
29	24	0	0	680		6	171	.17	.17
TOTALS	696						171		

I HEREBY CERTIFY THAT THE INFORMATION ON THIS REPORT IS TRUE AND CORRECT.  
 TO THE BEST OF MY KNOWLEDGE AND BELIEF. TOTAL TO DATE IS 364,766

BY:   
 TITLE: PRESIDENT

STATE OF WEST VIRGINIA  
DEPARTMENT OF ENVIRONMENTAL PROTECTION  
REPORT FOR WASTE DISPOSAL WELLS


DATE: FEBRUARY 9, 2012  
WELL NO. PEROT 1 WELL 2  
API PERMIT NO. 47-087-1106

OPERATOR NAME: C. I. McKOWN & SON, INC. MONTH: JANUARY 2012

\*\*\*\*\*MAXIMUM PERMITTED INJECTION PRESSURE 688 PSIG.\*\*\*\*\*

DAY	OPERATING HOURS	ANNULUS PRESSURES		MAXIMUM DAILY INJECTION PRESSURE	SHUT IN PRESSURE	VOLUME IN BBLs AND/OR MCF.		RATE IN GALLONS PER MINUTE	
		TUBING	OTHER			DAILY	ACCUMULATED	AVERAGE	MAXIMUM
1	24	0	0	680		9	9	.26	.26
2	24	0	0	680		9	18	.26	.26
3	24	0	0	680		9	27	.26	.26
4	24	0	0	680		9	36	.26	.26
5	24	0	0	680		9	45	.26	.26
6	24	0	0	680		9	54	.26	.26
7	24	0	0	680		9	63	.26	.26
8	24	0	0	680		9	72	.26	.26
9	24	0	0	680		9	81	.26	.26
10	24	0	0	680		9	90	.26	.26
11	24	0	0	680		9	99	.26	.26
12	24	0	0	680		9	108	.26	.26
13	24	0	0	680		9	117	.26	.26
14	24	0	0	680		9	126	.26	.26
15	24	0	0	680		9	135	.26	.26
16	24	0	0	680		9	144	.26	.26
17	24	0	0	680		9	153	.26	.26
18	24	0	0	680		9	162	.26	.26
19	24	0	0	680		9	171	.26	.26
20	24	0	0	680		9	180	.26	.26
21	24	0	0	680		9	189	.26	.26
22	24	0	0	680		9	198	.26	.26
23	24	0	0	680		9	207	.26	.26
24	24	0	0	680		9	216	.26	.26
25	24	0	0	680		9	225	.26	.26
26	24	0	0	680		10	235	.29	.29
27	24	0	0	680		10	245	.29	.29
28	24	0	0	680		10	255	.29	.29
29	24	0	0	680		10	265	.29	.29
30	24	0	0	680		10	275	.29	.29
31	24	0	0	680		10	285	.29	.29
TOTALS	744						285		

I HEREBY CERTIFY THAT THE INFORMATION ON THIS REPORT IS TRUE AND CORRECT.  
TO THE BEST OF MY KNOWLEDGE AND BELIEF. TOTAL TO DATE IS 364,481

BY:  TM  
TITLE: PRESIDENT

STATE OF WEST VIRGINIA  
DEPARTMENT OF ENVIRONMENTAL PROTECTION  
REPORT FOR WASTE DISPOSAL WELLS

DATE: JANUARY 3, 2012  
WELL NO. PEROT 1 WELL22  
API PERMIT NO. 47-087-1106


OPERATOR NAME: C.I. McKOWN AND SON, INC.

MONTH: DECEMBER 2011

\*\*\*\*\*MAXIMUM PERMITTED INJECTION PRESSURE 688 PSIG.\*\*\*\*\*

DAY	OPERATING HOURS	ANNULUS PRESSURES		MAXIMUM DAILY INJECTION PRESSURE	SHUT IN PRESSURE	VOLUME IN BBLs AND/OR MCF.		RATE IN GALLONS PER MINUTE	
		TUBING	OTHER			DAILY	ACCUMULATED	AVERAGE	MAXIMUM
1	24	0	0	680		38	38	1.11	1.11
2	24	0	0	680		38	76	1.11	1.11
3	24	0	0	680		38	114	1.11	1.11
4	24	0	0	680		38	152	1.11	1.11
5	24	0	0	680		38	190	1.11	1.11
6	24	0	0	680		38	228	1.11	1.11
7	24	0	0	680		38	266	1.11	1.11
8	24	0	0	680		38	304	1.11	1.11
9	24	0	0	680		38	342	1.11	1.11
10	24	0	0	680		38	380	1.11	1.11
11	24	0	0	680		39	419	1.14	1.14
12	24	0	0	680		39	458	1.14	1.14
13	24	0	0	680		39	497	1.14	1.14
14	24	0	0	680		39	536	1.14	1.14
15	24	0	0	680		39	575	1.14	1.14
16	24	0	0	680		39	614	1.14	1.14
17	24	0	0	680		39	653	1.14	1.14
18	24	0	0	680		39	692	1.14	1.14
19	24	0	0	680		39	731	1.14	1.14
20	24	0	0	680		39	770	1.14	1.14
21	24	0	0	680		39	809	1.14	1.14
22	24	0	0	680		39	848	1.14	1.14
23	24	0	0	680		39	887	1.14	1.14
24	24	0	0	680		39	926	1.14	1.14
25	24	0	0	680		39	965	1.14	1.14
26	24	0	0	680		39	1004	1.14	1.14
27	24	0	0	680		39	1043	1.14	1.14
28	24	0	0	680		39	1082	1.14	1.14
29	24	0	0	680		39	1121	1.14	1.14
30	24	0	0	680		39	1160	1.14	1.14
31	24	0	0	680		39	1199	1.14	1.14
TOTALS	744						1199		

I HEREBY CERTIFY THAT THE INFORMATION ON THIS REPORT IS TRUE AND CORRECT.  
TO THE BEST OF MY KNOWLEDGE AND BELIEF. TOTAL TO DATE IS 364,196

BY:   
TITLE: PRESIDENT JM

RECEIVED  
 DEPARTMENT OF ENVIRONMENTAL PROTECTION  
 JAN 03 2012

STATE OF WEST VIRGINIA  
 DEPARTMENT OF ENVIRONMENTAL PROTECTION  
 REPORT FOR WASTE DISPOSAL WELLS


DATE: DECEMBER 29, 2011  
 WELL NO. PEROT 1 WELL 2  
 API PERMIT NO. 47-087-1106

OPERATOR NAMED Department of Environmental Protection McKOWN & SON, INC. MONTH: NOVEMBER 2011

\*\*\*\*\*MAXIMUM PERMITTED INJECTION PRESSURE 688 PSIG.\*\*\*\*\*

DAY	OPERATING HOURS	ANNULUS PRESSURES		MAXIMUM DAILY INJECTION PRESSURE	SHUT IN PRESSURE	VOLUME IN BBLs AND/OR MCF.		RATE IN GALLONS PER MINUTE	
		TUBING	OTHER			DAILY	ACCUMULATED	AVERAGE	MAXIMUM
1	24	0	0	680		38	38	1.11	1.11
2	24	0	0	680		38	76	1.11	1.11
3	24	0	0	680		38	114	1.11	1.11
4	24	0	0	680		38	152	1.11	1.11
5	24	0	0	680		38	190	1.11	1.11
6	24	0	0	680		39	229	1.14	1.14
7	24	0	0	680		39	268	1.14	1.14
8	24	0	0	680		39	307	1.14	1.14
9	24	0	0	680		39	346	1.14	1.14
10	24	0	0	680		39	385	1.14	1.14
11	24	0	0	680		39	424	1.14	1.14
12	24	0	0	680		39	463	1.14	1.14
13	24	0	0	680		39	502	1.14	1.14
14	24	0	0	680		39	541	1.14	1.14
15	24	0	0	680		39	580	1.14	1.14
16	24	0	0	680		39	619	1.14	1.14
17	24	0	0	680		39	658	1.14	1.14
18	24	0	0	680		39	697	1.14	1.14
19	24	0	0	680		39	736	1.14	1.14
20	24	0	0	680		39	775	1.14	1.14
21	24	0	0	680		39	814	1.14	1.14
22	24	0	0	680		39	853	1.14	1.14
23	24	0	0	680		39	892	1.14	1.14
24	24	0	0	680		39	931	1.14	1.14
25	24	0	0	680		39	970	1.14	1.14
26	24	0	0	680		39	1009	1.14	1.14
27	24	0	0	680		39	1048	1.14	1.14
28	24	0	0	680		39	1087	1.14	1.14
29	24	0	0	680		39	1126	1.14	1.14
30	24	0	0	680		39	1165	1.14	1.14
TOTALS	720						1165		

I HEREBY CERTIFY THAT THE INFORMATION ON THIS REPORT IS TRUE AND CORRECT.  
 TO THE BEST OF MY KNOWLEDGE AND BELIEF. TOTAL TO DATE IS 362,997

BY:   
 TITLE: PRESIDENT

STATE OF WEST VIRGINIA  
DEPARTMENT OF ENVIRONMENTAL PROTECTION  
REPORT FOR WASTE DISPOSAL WELLS

DATE: NOVEMBER 21, 2011  
WELL NO. PEROT 1 WELL 2  
API PERMIT NO. 47-087-1106

OPERATOR NAME: C. I. McKOWN & SON, INC.


MONTH: OCTOBER 2011

\*\*\*\*\*MAXIMUM PERMITTED INJECTION PRESSURE 688 PSIG.\*\*\*\*\*

DAY	OPERATING HOURS	ANNULUS PRESSURES		MAXIMUM DAILY INJECTION PRESSURE	SHUT IN PRESSURE	VOLUME IN BBLs AND/OR MCF.		RATE IN GALLONS PER MINUTE	
		TUBING	OTHER			DAILY	ACCUMULATED	AVERAGE	MAXIMUM
1	24	0	0	680		16	16	.47	.47
2	24	0	0	680		16	32	.47	.47
3	24	0	0	680		16	48	.47	.47
4	24	0	0	680		17	65	.50	.50
5	24	0	0	680		17	82	.50	.50
6	24	0	0	680		17	99	.50	.50
7	24	0	0	680		17	115	.50	.50
8	24	0	0	680		17	133	.50	.50
9	24	0	0	680		17	150	.50	.50
10	24	0	0	680		17	167	.50	.50
11	24	0	0	680		17	184	.50	.50
12	24	0	0	680		17	201	.50	.50
13	24	0	0	680		17	218	.50	.50
14	24	0	0	680		17	235	.50	.50
15	24	0	0	680		17	252	.50	.50
16	24	0	0	680		17	269	.50	.50
17	24	0	0	680		17	286	.50	.50
18	24	0	0	680		17	303	.50	.50
19	24	0	0	680		17	320	.50	.50
20	24	0	0	680		17	337	.50	.50
21	24	0	0	680		17	354	.50	.50
22	24	0	0	680		17	371	.50	.50
23	24	0	0	680		17	388	.50	.50
24	24	0	0	680		17	405	.50	.50
25	24	0	0	680		17	422	.50	.50
26	24	0	0	680		17	439	.50	.50
27	24	0	0	680		17	456	.50	.50
28	24	0	0	680		17	473	.50	.50
29	24	0	0	680		17	490	.50	.50
30	24	0	0	680		17	507	.50	.50
31	24	0	0	680		17	524	.50	.50
TOTALS	744						524		

RECEIVED  
Office of Oil & Gas  
DEC 21 2011  
WV Department of  
Environmental Protection

I HEREBY CERTIFY THAT THE INFORMATION ON THIS REPORT IS TRUE AND CORRECT.  
TO THE BEST OF MY KNOWLEDGE AND BELIEF. TOTAL TO DATE IS 361,832

BY:   
TITLE: PRESIDENT

WR-40

STATE OF WEST VIRGINIA  
DEPARTMENT OF ENVIRONMENTAL PROTECTION  
REPORT FOR WASTE DISPOSAL WELLS


DATE: OCTOBER 19, 2011  
WELL NO. PEROT 1 WELL 2  
API PERMIT NO. 47-087 1106

OPERATOR NAME: C. I. MCKOWN & SON, INC. MONTH: SEPTEMBER 2011

\*\*\*\*\*MAXIMUM PERMITTED INJECTION PRESSURE 688 PSIG.\*\*\*\*\*

DAY	OPERATING HOURS	ANNULUS PRESSURES		MAXIMUM DAILY INJECTION PRESSURE	SHUT IN PRESSURE	VOLUME IN BBLs AND/OR MCF.		RATE IN GALLONS-PER-MINUTE	
		TUBING	OTHER			DAILY	ACCUMULATED	AVERAGE	MAXIMUM
1	24	0	0	680		34	34	.99	.99
2	24	0	0	680		34	68	.99	.99
3	24	0	0	680		34	102	.99	.99
4	24	0	0	680		34	136	.99	.99
5	24	0	0	680		34	170	.99	.99
6	24	0	0	680		34	204	.99	.99
7	24	0	0	680		34	238	.99	.99
8	24	0	0	680		34	272	.99	.99
9	24	0	0	680		34	306	.99	.99
10	24	0	0	680		34	340	.99	.99
11	24	0	0	680		34	374	.99	.99
12	24	0	0	680		34	408	.99	.99
13	24	0	0	680		34	442	.99	.99
14	24	0	0	680		34	476	.99	.99
15	24	0	0	680		34	510	.99	.99
16	24	0	0	680		34	544	.99	.99
17	24	0	0	680		34	578	.99	.99
18	24	0	0	680		34	612	.99	.99
19	24	0	0	680		34	646	.99	.99
20	24	0	0	680		34	680	.99	.99
21	24	0	0	680		34	714	.99	.99
22	24	0	0	680		34	748	.99	.99
23	24	0	0	680		34	782	.99	.99
24	24	0	0	680		35	817	1.02	1.02
25	24	0	0	680		35	852	1.02	1.02
26	24	0	0	680		35	887	1.02	1.02
27	24	0	0	680		35	922	1.02	1.02
28	24	0	0	680		35	957	1.02	1.02
29	24	0	0	680		35	992	1.02	1.02
30	24	0	0	680		35	1027	1.02	1.02
TOTALS	720						1027		

I HEREBY CERTIFY THAT THE INFORMATION ON THIS REPORT IS TRUE AND CORRECT.  
TO THE BEST OF MY KNOWLEDGE AND BELIEF. TOTAL TO DATE IS 361,308.

BY:   
TITLE: PRESIDENT

WR-40

STATE OF WEST VIRGINIA  
DEPARTMENT OF ENVIRONMENTAL PROTECTION  
REPORT FOR WASTE DISPOSAL WELLS

DATE: SEPTEMBER 23, 2011  
WELL NO. PEROT 1 WELL 2  
API PERMIT NO. 47-087-1106

OPERATOR NAME: C. I. MCKOWN & SON, INC.

MONTH: AUGUST 2011

\*\*\*\*\*MAXIMUM PERMITTED INJECTION PRESSURE 688 PSIG.\*\*\*\*\*

DAY	OPERATING HOURS	ANNULUS PRESSURES		MAXIMUM DAILY INJECTION PRESSURE	SHUT IN PRESSURE	VOLUME IN BBLs AND/OR MCF.		RATE IN GALLONS-PER MINUTE	
		TUBING	OTHER			DAILY	ACCUMULATED	AVERAGE	MAXIMUM
1	24	0	0	680		31	31	.90	.90
2	24	0	0	680		31	62	.90	.90
3	24	0	0	680		31	93	.90	.90
4	24	0	0	680		31	124	.90	.90
5	24	0	0	680		31	155	.90	.90
6	24	0	0	680		31	186	.90	.90
7	24	0	0	680		31	217	.90	.90
8	24	0	0	680		31	248	.90	.90
9	24	0	0	680		31	279	.90	.90
10	24	0	0	680		31	310	.90	.90
11	24	0	0	680		31	341	.90	.90
12	24	0	0	680		31	372	.90	.90
13	24	0	0	680		31	403	.90	.90
14	24	0	0	680		31	434	.90	.90
15	24	0	0	680		31	465	.90	.90
16	24	0	0	680		31	496	.90	.90
17	24	0	0	680		31	527	.90	.90
18	24	0	0	680		31	558	.90	.90
19	24	0	0	680		31	589	.90	.90
20	24	0	0	680		31	620	.90	.90
21	24	0	0	680		31	651	.90	.90
22	24	0	0	680		31	682	.90	.90
23	24	0	0	680		32	714	.93	.93
24	24	0	0	680		32	746	.93	.93
25	24	0	0	680		32	778	.93	.93
26	24	0	0	680		32	810	.93	.93
27	24	0	0	680		32	842	.93	.93
28	24	0	0	680		32	874	.93	.93
29	24	0	0	680		32	906	.93	.93
30	24	0	0	680		32	938	.93	.93
31	24	0	0	680		32	970	.93	.93
TOTALS	744						970		

I HEREBY CERTIFY THAT THE INFORMATION ON THIS REPORT IS TRUE AND CORRECT.  
TO THE BEST OF MY KNOWLEDGE AND BELIEF. TOTAL TO DATE IS 360,281.

BY:   
TITLE: PRESIDENT

WR-40

STATE OF WEST VIRGINIA  
DEPARTMENT OF ENVIRONMENTAL PROTECTION  
REPORT FOR WASTE DISPOSAL WELLS

DATE: AUGUST 23, 2011  
WELL NO. PEROT 1 WELL 2  
API PERMIT NO. 47-087 1106

OPERATOR NAME: C. I. MCKOWN & SON, INC.

MONTH: JULY 2011

\*\*\*\*\*MAXIMUM PERMITTED INJECTION PRESSURE 688 PSIG.\*\*\*\*\*

DAY	OPERATING HOURS	ANNULUS PRESSURES		MAXIMUM DAILY INJECTION PRESSURE	SHUT IN PRESSURE	VOLUME IN BBLs AND/OR MCF.		RATE IN GALLONS-PER MINUTE	
		TUBING	OTHER			DAILY	ACCUMULATED	AVERAGE	MAXIMUM
1	24	0	0	680		44	44	1.28	1.28
2	24	0	0	680		44	88	1.28	1.28
3	24	0	0	680		44	132	1.28	1.28
4	24	0	0	680		44	176	1.28	1.28
5	24	0	0	680		44	220	1.28	1.28
6	24	0	0	680		44	264	1.28	1.28
7	24	0	0	680		44	308	1.28	1.28
8	24	0	0	680		44	352	1.28	1.28
9	24	0	0	680		44	396	1.28	1.28
10	24	0	0	680		44	440	1.28	1.28
11	24	0	0	680		44	484	1.28	1.28
12	24	0	0	680		44	528	1.28	1.28
13	24	0	0	680		44	572	1.28	1.28
14	24	0	0	680		44	616	1.28	1.28
15	24	0	0	680		44	660	1.28	1.28
16	24	0	0	680		44	704	1.28	1.28
17	24	0	0	680		44	748	1.28	1.28
18	24	0	0	680		44	792	1.28	1.28
19	24	0	0	680		45	837	1.31	1.31
20	24	0	0	680		45	882	1.31	1.31
21	24	0	0	680		45	927	1.31	1.31
22	24	0	0	680		45	972	1.31	1.31
23	24	0	0	680		45	1017	1.31	1.31
24	24	0	0	680		45	1062	1.31	1.31
25	24	0	0	680		45	1107	1.31	1.31
26	24	0	0	680		45	1152	1.31	1.31
27	24	0	0	680		45	1197	1.31	1.31
28	24	0	0	680		45	1242	1.31	1.31
29	24	0	0	680		45	1287	1.31	1.31
30	24	0	0	680		45	1332	1.31	1.31
31	24	0	0	680		45	1377	1.31	1.31
TOTALS									

I HEREBY CERTIFY THAT THE INFORMATION ON THIS REPORT IS TRUE AND CORRECT.

TO THE BEST OF MY KNOWLEDGE AND BELIEF. TOTAL TO DATE IS 359,311.

BY:   
TITLE: PRESIDENT

STATE OF WEST VIRGINIA  
DEPARTMENT OF ENVIRONMENTAL PROTECTION  
REPORT FOR WASTE DISPOSAL WELLS

DATE: JULY 5, 2011  
WELL NO. PEROT 1 WELL 2  
API PERMIT NO. 47-087-1106

OPERATOR NAME: C. I. MCKOWN & SON, INC.


MONTH: JUNE 2011

\*\*\*\*\*MAXIMUM PERMITTED INJECTION PRESSURE 688 PSIG.\*\*\*\*\*

DAY	OPERATING HOURS	ANNULUS PRESSURES		MAXIMUM DAILY INJECTION PRESSURE	SHUT IN PRESSURE	VOLUME IN BBLs AND/OR MCF.		RATE IN GALLONS PER MINUTE	
		TUBING	OTHER			DAILY	ACCUMULATED	AVERAGE	MAXIMUM
1	24	0	0	680		15	15	.44	.44
2	24	0	0	680		15	30	.44	.44
3	24	0	0	680		15	45	.44	.44
4	24	0	0	680		15	60	.44	.44
5	24	0	0	680		15	75	.44	.44
6	24	0	0	680		15	90	.44	.44
7	24	0	0	680		15	105	.44	.44
8	24	0	0	680		15	120	.44	.44
9	24	0	0	680		15	135	.44	.44
10	24	0	0	680		15	150	.44	.44
11	24	0	0	680		15	165	.44	.44
12	24	0	0	680		16	180	.47	.47
13	24	0	0	680		16	197	.47	.47
14	24	0	0	680		16	213	.47	.47
15	24	0	0	680		16	229	.47	.47
16	24	0	0	680		16	245	.47	.47
17	24	0	0	680		16	261	.47	.47
18	24	0	0	680		16	277	.47	.47
19	24	0	0	680		16	293	.47	.47
20	24	0	0	680		16	309	.47	.47
21	24	0	0	680		16	325	.47	.47
22	24	0	0	680		16	341	.47	.47
23	24	0	0	680		16	357	.47	.47
24	24	0	0	680		16	373	.47	.47
25	24	0	0	680		16	389	.47	.47
26	24	0	0	680		16	405	.47	.47
27	24	0	0	680		16	421	.47	.47
28	24	0	0	680		16	437	.47	.47
29	24	0	0	680		16	453	.47	.47
30	24	0	0	680		16	469	.47	.47
TOTALS	720						469		

I HEREBY CERTIFY THAT THE INFORMATION ON THIS REPORT IS TRUE AND CORRECT.

BY:  
TITLE:

  
PRESIDENT

TO THE BEST OF MY KNOWLEDGE AND BELIEF. TOTAL TO DATE IS 357,934.

RECEIVED  
Office of Oil & Gas

WR-40

JUL 11 2011

STATE OF WEST VIRGINIA  
DEPARTMENT OF ENVIRONMENTAL PROTECTION  
REPORT FOR WASTE DISPOSAL WELLS

DATE: JUNE 30, 2011  
WELL NO. PEROT 1 WELL 2  
API PERMIT NO. 47-087-1106

WV Department of  
Environmental Protection

OPERATOR NAME: C. I. McKOWN & SON, INC.

MONTH: MAY 2011


\*\*\*\*\*MAXIMUM PERMITTED INJECTION PRESSURE 688 PSIG.\*\*\*\*\*

DAY	OPERATING HOURS	ANNULUS PRESSURES		MAXIMUM DAILY INJECTION PRESSURE	SHUT IN PRESSURE	VOLUME IN BBLs AND/OR MCF.		RATE IN GALLONS PER MINUTE	
		TUBING	OTHER			DAILY	ACCUMULATED	AVERAGE	MAXIMUM
1	24	0	0	680		18	18	.52	.52
2	24	0	0	680		18	36	.52	.52
3	24	0	0	680		18	54	.52	.52
4	24	0	0	680		18	72	.52	.52
5	24	0	0	680		18	90	.52	.52
6	24	0	0	680		18	108	.52	.52
7	24	0	0	680		18	126	.52	.52
8	24	0	0	680		18	144	.52	.52
9	24	0	0	680		18	162	.52	.52
10	24	0	0	680		18	180	.52	.52
11	24	0	0	680		18	198	.52	.52
12	24	0	0	680		18	216	.52	.52
13	24	0	0	680		18	234	.52	.52
14	24	0	0	680		18	252	.52	.52
15	24	0	0	680		18	270	.52	.52
16	24	0	0	680		18	288	.52	.52
17	24	0	0	680		18	306	.52	.52
18	24	0	0	680		18	324	.52	.52
19	24	0	0	680		18	342	.52	.52
20	24	0	0	680		18	360	.52	.52
21	24	0	0	680		19	379	.55	.55
22	24	0	0	680		19	398	.55	.55
23	24	0	0	680		19	417	.55	.55
24	24	0	0	680		19	436	.55	.55
25	24	0	0	680		19	455	.55	.55
26	24	0	0	680		19	474	.55	.55
27	24	0	0	680		19	493	.55	.55
28	24	0	0	680		19	512	.55	.55
29	24	0	0	680		19	531	.55	.55
30	24	0	0	680		19	550	.55	.55
31	24	0	0	680		19	569	.55	.55
TOTALS	744						569		

I HEREBY CERTIFY THAT THE INFORMATION ON THIS REPORT IS TRUE AND CORRECT.

TO THE BEST OF MY KNOWLEDGE AND BELIEF. TOTAL TO DATE IS 357,465.

BY:  
TITLE:

  
PRESIDENT

STATE OF WEST VIRGINIA  
DEPARTMENT OF ENVIRONMENTAL PROTECTION  
REPORT FOR WASTE DISPOSAL WELLS

DATE: MAY 23, 2011  
WELL NO. PEROT 1 WELL 2  
API PERMIT NO. 47-087-1106


OPERATOR NAME: C. I. McKOWN & SON, INC.

MONTH: APRIL 2011

\*\*\*\*\*MAXIMUM PERMITTED INJECTION PRESSURE 688 PSIG.\*\*\*\*\*

DAY	OPERATING HOURS	ANNULUS PRESSURES		MAXIMUM DAILY INJECTION PRESSURE	SHUT IN PRESSURE	VOLUME IN BBLs AND/OR MCF.		RATE IN GALLONS PER MINUTE	
		TUBING	OTHER			DAILY	ACCUMULATED	AVERAGE	MAXIMUM
1	24	0	0	680		20	20	.58	.58
2	24	0	0	680		20	40	.58	.58
3	24	0	0	680		20	60	.58	.58
4	24	0	0	680		20	80	.58	.58
5	24	0	0	680		20	100	.58	.58
6	24	0	0	680		20	120	.58	.58
7	24	0	0	680		20	140	.58	.58
8	24	0	0	680		20	160	.58	.58
9	24	0	0	680		20	180	.58	.58
10	24	0	0	680		20	200	.58	.58
11	24	0	0	680		20	220	.58	.58
12	24	0	0	680		21	241	.61	.61
13	24	0	0	680		21	262	.61	.61
14	24	0	0	680		21	283	.61	.61
15	24	0	0	680		21	304	.61	.61
16	24	0	0	680		21	325	.61	.61
17	24	0	0	680		21	346	.61	.61
18	24	0	0	680		21	367	.61	.61
19	24	0	0	680		21	388	.61	.61
20	24	0	0	680		21	409	.61	.61
21	24	0	0	680		21	430	.61	.61
22	24	0	0	680		21	451	.61	.61
23	24	0	0	680		21	472	.61	.61
24	24	0	0	680		21	493	.61	.61
25	24	0	0	680		21	514	.61	.61
26	24	0	0	680		21	535	.61	.61
27	24	0	0	680		21	556	.61	.61
28	24	0	0	680		21	577	.61	.61
29	24	0	0	680		21	598	.61	.61
30	24	0	0	680		21	619	.61	.61
TOTALS	720						619		

I HEREBY CERTIFY THAT THE INFORMATION ON THIS REPORT IS TRUE AND CORRECT.  
TO THE BEST OF MY KNOWLEDGE AND BELIEF. TOTAL TO DATE IS 356,896.

BY:   
TITLE: PRESIDENT

WR-40

STATE OF WEST VIRGINIA  
DEPARTMENT OF ENVIRONMENTAL PROTECTION  
REPORT FOR WASTE DISPOSAL WELLS

DATE: APRIL 19, 2011  
WELL NO. PEROT 1 WELL 2  
API PERMIT NO. 47-087-1106


OPERATOR NAME: C. I. McKOWN & SON, INC. MONTH: MARCH 2011

\*\*\*\*\*MAXIMUM PERMITTED INJECTION PRESSURE 688 PSIG.\*\*\*\*\*

DAY	OPERATING HOURS	ANNULUS PRESSURES		MAXIMUM DAILY INJECTION PRESSURE	SHUT IN PRESSURE	VOLUME IN BBLs AND/OR MCF.		RATE IN GALLONS PER MINUTE	
		TUBING	OTHER			DAILY	ACCUMULATED	AVERAGE	MAXIMUM
1	24	0	0	680		25	25	.73	.73
2	24	0	0	680		25	50	.73	.73
3	24	0	0	680		25	75	.73	.73
4	24	0	0	680		25	100	.73	.73
5	24	0	0	680		25	125	.73	.73
6	24	0	0	680		25	150	.73	.73
7	24	0	0	680		25	175	.73	.73
8	24	0	0	680		25	200	.73	.73
9	24	0	0	680		25	225	.73	.73
10	24	0	0	680		25	250	.73	.73
11	24	0	0	680		25	270	.73	.73
12	24	0	0	680		25	300	.73	.73
13	24	0	0	680		25	325	.73	.73
14	24	0	0	680		25	350	.73	.73
15	24	0	0	680		25	375	.73	.73
16	24	0	0	680		25	400	.73	.73
17	24	0	0	680		25	425	.73	.73
18	24	0	0	680		25	450	.73	.73
19	24	0	0	680		25	475	.73	.73
20	24	0	0	680		25	500	.73	.73
21	24	0	0	680		25	525	.73	.73
22	24	0	0	680		25	550	.73	.73
23	24	0	0	680		25	575	.73	.73
24	24	0	0	680		25	600	.73	.73
25	24	0	0	680		25	625	.73	.73
26	24	0	0	680		26	651	.76	.76
27	24	0	0	680		26	677	.76	.76
28	24	0	0	680		26	703	.76	.76
29	24	0	0	680		26	729	.76	.76
30	24	0	0	680		26	755	.76	.76
31	24	0	0	680		26	781	.76	.76
TOTALS	744								

I HEREBY CERTIFY THAT THE INFORMATION ON THIS REPORT IS TRUE AND CORRECT.

BY:



TITLE:

PRESIDENT

TO THE BEST OF MY KNOWLEDGE AND BELIEF. TOTAL TO DATE IS 356,277.

WR-40

STATE OF WEST VIRGINIA  
DEPARTMENT OF ENVIRONMENTAL PROTECTION  
REPORT FOR WASTE DISPOSAL WELLS

DATE: FEBRUARY 28, 2011  
WELL NO. PEROT 1 WELL 2  
API PERMIT NO. 47-087-1106

OPERATOR NAME: C. I. MCKOWN & SON, INC. MONTH: JANUARY 2011

\*\*\*\*\*MAXIMUM PERMITTED INJECTION PRESSURE 688 PSIG.\*\*\*\*\*

DAY	OPERATING HOURS	ANNULUS PRESSURES		MAXIMUM DAILY INJECTION PRESSURE	SHUT IN PRESSURE	VOLUME IN BBLs AND/OR MCF.		RATE IN GALLONS PER MINUTE	
		TUBING	OTHER			DAILY	ACCUMULATED	AVERAGE	MAXIMUM
1	24	0	0	680		18	18	.52	.52
2	24	0	0	680		18	36	.52	.52
3	24	0	0	680		18	54	.52	.52
4	24	0	0	680		18	72	.52	.52
5	24	0	0	680		18	90	.52	.52
6	24	0	0	680		18	108	.52	.52
7	24	0	0	680		18	126	.52	.52
8	24	0	0	680		18	144	.52	.52
9	24	0	0	680		18	162	.52	.52
10	24	0	0	680		18	180	.52	.52
11	24	0	0	680		18	198	.52	.52
12	24	0	0	680		18	216	.52	.52
13	24	0	0	680		18	234	.52	.52
14	24	0	0	680		18	252	.52	.52
15	24	0	0	680		18	270	.52	.52
16	24	0	0	680		18	288	.52	.52
17	24	0	0	680		18	306	.52	.52
18	24	0	0	680		18	324	.52	.52
19	24	0	0	680		18	342	.52	.52
20	24	0	0	680		18	360	.52	.52
21	24	0	0	680		18	378	.52	.52
22	24	0	0	680		18	396	.52	.52
23	24	0	0	680		18	414	.52	.52
24	24	0	0	680		18	432	.52	.52
25	24	0	0	680		18	450	.52	.52
26	24	0	0	680		18	468	.52	.52
27	24	0	0	680		18	486	.52	.52
28	24	0	0	680		18	504	.52	.52
29	24	0	0	680		18	522	.52	.52
30	24	0	0	680		19	541	.55	.55
31	24	0	0	680		19	560	.55	.55
TOTALS	744						560		

I HEREBY CERTIFY THAT THE INFORMATION ON THIS REPORT IS TRUE AND CORRECT.  
TO THE BEST OF MY KNOWLEDGE AND BELIEF. TOTAL TO DATE IS 354,818.

BY:   
TITLE: PRESIDENT

WR-40

STATE OF WEST VIRGINIA  
 DEPARTMENT OF ENVIRONMENTAL PROTECTION  
 REPORT FOR WASTE DISPOSAL WELLS

DATE: JANUARY 17, 2011  
 WELL NO. PEROT 1 WELL 2  
 API PERMIT NO. 47-087-1106

OPERATOR NAME: C. I. McKOWN & SON, INC. MONTH: DECEMBER 2010

\*\*\*\*\*MAXIMUM PERMITTED INJECTION PRESSURE 688 PSIG.\*\*\*\*\*

DAY	OPERATING HOURS	ANNULUS PRESSURES		MAXIMUM DAILY INJECTION PRESSURE	SHUT IN PRESSURE	VOLUME IN BBLs AND/OR MCF.		RATE IN GALLONS PER MINUTE	
		TUBING	OTHER			DAILY	ACCUMULATED	AVERAGE	MAXIMUM
1	24	0	0	680		32	32	.93	.93
2	24	0	0	680		32	64	.93	.93
3	24	0	0	680		32	96	.93	.93
4	24	0	0	680		32	128	.93	.93
5	24	0	0	680		33	161	.96	.96
6	24	0	0	680		33	194	.96	.96
7	24	0	0	680		33	227	.96	.96
8	24	0	0	680		33	260	.96	.96
9	24	0	0	680		33	293	.96	.96
10	24	0	0	680		33	326	.96	.96
11	24	0	0	680		33	359	.96	.96
12	24	0	0	680		33	392	.96	.96
13	24	0	0	680		33	425	.96	.96
14	24	0	0	680		33	458	.96	.96
15	24	0	0	680		33	491	.96	.96
16	24	0	0	680		33	524	.96	.96
17	24	0	0	680		33	557	.96	.96
18	24	0	0	680		33	590	.96	.96
19	24	0	0	680		33	623	.96	.96
20	24	0	0	680		33	656	.96	.96
21	24	0	0	680		33	689	.96	.96
22	24	0	0	680		33	722	.96	.96
23	24	0	0	680		33	755	.96	.96
24	24	0	0	680		33	788	.96	.96
25	24	0	0	680		33	821	.96	.96
26	24	0	0	680		33	854	.96	.96
27	24	0	0	680		33	887	.96	.96
28	24	0	0	680		33	920	.96	.96
29	24	0	0	680		33	953	.96	.96
30	24	0	0	680		33	986	.96	.96
31	24	0	0	680		33	1019	.96	.96
TOTALS	744						1019		

I HEREBY CERTIFY THAT THE INFORMATION ON THIS REPORT IS TRUE AND CORRECT.  
 TO THE BEST OF MY KNOWLEDGE AND BELIEF. TOTAL TO DATE IS 354,258.

BY:   
 TITLE: PRESIDENT

STATE OF WEST VIRGINIA  
 DIVISION OF ENVIRONMENTAL PROTECTION  
 REPORT FOR WASTE DISPOSAL WELLS

DATE: SEPTEMBER 5, 2002  
 WELL NO. PEROT 1, WELL 2  
 API PERMIT NO. 47-087-1106

OPERATOR NAME: C.I. MCKOWN & SON, INC.

MONTH: AUGUST 2002

\*\*\*\*\* MAXIMUM PERMITTED INJECTION PRESSURE 688 PSIG.\*\*\*\*\*

DAY	OPERATING HOURS	ANNULUS PRESSURES		MAXIMUM DAILY INJECTION PRESSURE	SHUT IN PRESSURE	VOLUME IN BBLs AND/OR MCF.		RATE IN GALLONS PSR MINUTE	
		TUBING	OTHER			DAILY	ACCUMULATED	AVERAGE	MAXIMUM
1	24	0	0	680		25	25	.73	.73
2	24	0	0	680		25	50	.73	.73
3	24	0	0	680		25	75	.73	.73
4	24	0	0	680		25	100	.73	.73
5	24	0	0	680		25	125	.73	.73
6	24	0	0	680		25	150	.73	.73
7	24	0	0	680		25	175	.73	.73
8	24	0	0	680		25	200	.73	.73
9	24	0	0	680		25	225	.73	.73
10	24	0	0	680		25	250	.73	.73
11	24	0	0	680		25	275	.73	.73
12	24	0	0	680		25	300	.73	.73
13	24	0	0	680		25	325	.73	.73
14	24	0	0	680		26	351	.76	.76
15	24	0	0	680		26	377	.76	.76
16	24	0	0	680		26	403	.76	.76
17	24	0	0	680		26	429	.76	.76
18	24	0	0	680		26	455	.76	.76
19	24	0	0	680		26	481	.76	.76
20	24	0	0	680		26	507	.76	.76
21	24	0	0	680		26	533	.76	.76
22	24	0	0	680		26	559	.76	.76
23	24	0	0	680		26	585	.76	.76
24	24	0	0	680		26	611	.76	.76
25	24	0	0	680		26	637	.76	.76
26	24	0	0	680		26	663	.76	.76
27	24	0	0	680		26	689	.76	.76
28	24	0	0	680		26	715	.76	.76
29	24	0	0	680		26	741	.76	.76
30	24	0	0	680		26	767	.76	.76
31	24	0	0	680		26	793	.76	.76

*Continued*

*AKK*

I HEREBY CERTIFY THAT THE INFORMATION ON THIS REPORT IS TRUE AND CORRECT.  
 TO THE BEST OF MY KNOWLEDGE AND BELIEF. TOTAL TO DATE 288,213.

BY: *[Signature]*  
 TITLE: PRESIDENT

**RECEIVED**  
Office of Oil & Gas  
**APR 11 2002**  
WV Department of  
Environmental Protection

STATE OF WEST VIRGINIA  
DIVISION OF ENVIRONMENTAL PROTECTION  
REPORT FOR WASTE DISPOSAL WELLS

DATE: APRIL 9, 2002  
WELL NO. PEROT 1, WELL 2  
API PERMIT NO. 47-087-1106

OPERATOR NAME: C. I. MCKOWN & SON, INC.

MONTH: MARCH 2002

\*\*\*\*\* MAXIMUM PERMITTED INJECTION PRESSURE 688 PSIG.\*\*\*\*\*

DAY	OPERATING HOURS	ANNULUS PRESSURES		MAXIMUM DAILY INJECTION PRESSURE	SHUT IN PRESSURE	VOLUME IN BBLs AND/OR MCF.		RATE IN GALLONS PER MINUTE	
		TUBING	OTHER			DAILY	ACCUMULATED	AVERAGE	MAXIMUM
1	24	0	0	680		92	92	2.68	2.68
2	24	0	0	680		92	184	2.68	2.68
3	24	0	0	680		92	276	2.68	2.68
4	24	0	0	680		92	368	2.68	2.68
5	24	0	0	680		92	460	2.68	2.68
6	24	0	0	680		92	552	2.68	2.68
7	24	0	0	680		92	644	2.68	2.68
8	24	0	0	680		92	736	2.68	2.68
9	24	0	0	680		92	828	2.68	2.68
10	24	0	0	680		92	920	2.68	2.68
11	24	0	0	680		92	1012	2.68	2.68
12	24	0	0	680		92	1104	2.68	2.68
13	24	0	0	680		92	1196	2.68	2.68
14	24	0	0	680		92	1288	2.68	2.68
15	24	0	0	680		92	1380	2.68	2.68
16	24	0	0	680		92	1472	2.68	2.68
17	24	0	0	680		92	1564	2.68	2.68
18	24	0	0	680		92	1656	2.68	2.68
19	24	0	0	680		92	1748	2.68	2.68
20	24	0	0	680		92	1840	2.68	2.68
21	24	0	0	680		92	1932	2.68	2.68
22	24	0	0	680		92	2024	2.68	2.68
23	24	0	0	680		92	2116	2.68	2.68
24	24	0	0	680		92	2208	2.68	2.68
25	24	0	0	680		92	2300	2.68	2.68
26	24	0	0	680		92	2392	2.68	2.68
27	24	0	0	680		93	2485	2.71	2.71
28	24	0	0	680		93	2578	2.71	2.71
29	24	0	0	680		93	2671	2.71	2.71
30	24	0	0	680		93	2764	2.71	2.71
31	24	0	0	680		93	2857	2.71	2.71

I HEREBY CERTIFY THAT THE INFORMATION ON THIS REPORT IS TRUE AND CORRECT TO THE BEST OF MY KNOWLEDGE AND BELIEF. TOTAL TO DATE 277,830

BY: [Signature]  
TITLE: PRESIDENT